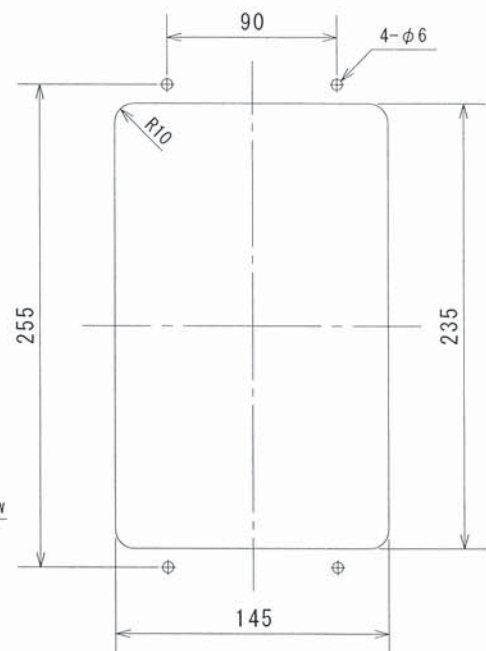
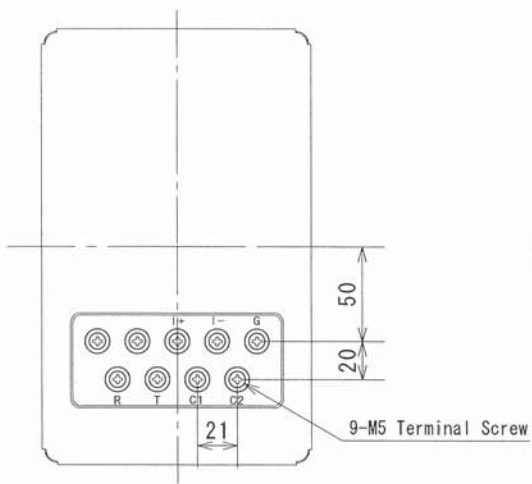
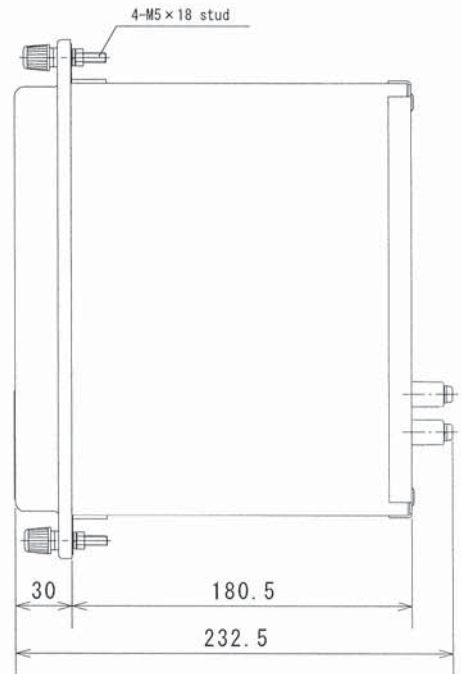
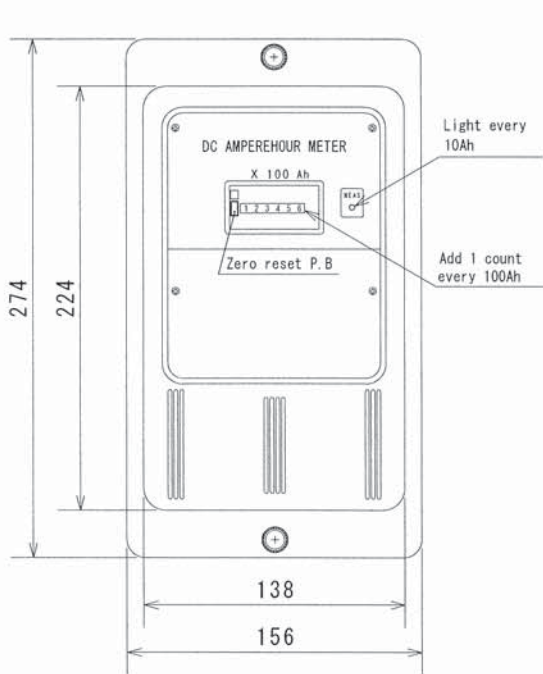


CLASSIFICATION OF BASIC SIZE		STANDARD TOLERANCE GRADE			
		Fine	Medium	Coarse	Very Coarse
	Incl 6	±0.05	±0.1	±0.3	±0.5
Over 6	Incl 30	±0.1	±0.2	±0.5	±1
Over 30	Incl 120	±0.15	±0.3	±0.8	±1.5
Over 120	Incl 400	±0.2	±0.5	±1.2	±2.5
Over 400	Incl 1000	±0.3	±0.8	±2	±4
Over 1000	Incl 2000	±0.5	±1.2	±3	±6
Over 2000	Incl 4000	±1	±2	±4	±8



Terminal back view

Panel cut

TYPE : EA-2E
Weight : Approx. 4.5kg

	DATE	Jan. 9, 2004	TITLE Dimensions of DC Ampere-hour Meter
	SCALE	1 / 4	
	SYM.	AH	
	TSUDA ELECTRIC METERS CO., LTD.		DWG. NO. AHE00003A
	UNIT : mm		